

make your own
**Wedding
Rings**



BECCA WILLIAMS

JEWELLER • GOLDSMITH

Make *Your Own* Wedding Rings

Making your own wedding rings turns planning your big day into a hands-on experience. You'll spend the day together in my workshop, making memories as well as rings.

It might sound scary, but you don't need any experience of jewellery making to attend a workshop.

I'll walk you carefully through the whole process, demonstrating the techniques on a sample ring. You'll work on your own or your partner's ring, directly in the real metal.




During a class you have exclusive use of the workshop, which is tucked away behind Carbon Gallery on the historic Penryn High Street.

As workshops run for one couple at a time, you can select a date to suit you. You may even like to make a weekend of it by staying locally. Penryn is just down the coast from Falmouth (which is filled with great pubs and places to stay) and across the river from the beautiful Roseland peninsular.





How it *works*



Initial Consultation

We start things off with a friendly chat. Whilst informal, this part is still very important. We'll discuss dates, materials, and other key details.

If you're able to visit the workshop you can try on a range of samples; this really helps to find the shape, style and finish that's right for you. If you're further afield we can use Zoom to cover the distance.

Wedding rings can be made in:

- Sterling Silver (recycled)
- 9ct Yellow, Red or White Gold (SMO*, recycled or fairtrade)
- 14ct Yellow Gold (SMO*, recycled or fairtrade)
- 18ct Yellow, Red or White Gold (SMO*, recycled or fairtrade)
- 22ct Yellow Gold
- Platinum

Following the consultation I'll finalise a precise quote. Once it's agreed I'll acquire your chosen metals in time for the class.

*SMO is Single Mine Origin Gold, a traceable range of alloys which I use as standard.

B How it works

The Wedding Ring Workshop

Classes run Tuesday-Sunday at 10am.

I start by making everyone a cuppa, double checking your ring sizes, and handing out the aprons. Once everyone is settled the real fun starts. The workshop has all the weird and wonderful tools you'll need to transform your precious metal into real, beautiful wedding rings.

There really is no need for prior experience - I'll be making a sample ring alongside you and demonstrating every step of the way.

Finishing touches

I always feel mean saying it, but you can't take your rings away with you on the day of the workshop!

After the class I send them to Birmingham Assay Office to have the metal standard tested and a hallmark applied.

Once the rings are back in my workshop I'll contact you to arrange delivery or collection of your finished, handmade wedding bands.





"Our experience making our own wedding rings with Becca was amazing. I'm still shocked that with her guidance we were able to make actual professional looking rings!

"The day was great from start to finish. With her help, we got an idea of what we wanted beforehand, and on the day we went about our task.

"It was great that we were able to actually do everything ourselves, and are super proud of what we were able to accomplish."

C & D



Prices

Make Your Own Rings

Class Fee £280

plus materials

4-6 hours

Recycle Your Own Rings*

Class Fee: £380

plus any added materials

6-8 hours

*not all metals are suitable for recycling, please get in touch to find out more.

Metal Prices

Make Your Own Rings – Metal Prices

These sample metal charges will help to give you an idea of your final workshop cost, though each individual class will be calculated independently.

	2mm D Section	3mm D Section	4mm D Section	6mm D Section	8mm D Section
Silver	£15.00	£15.00	£20.00	£30.00	£30.00
9ct Yellow or Red Gold	£138.00	£218.00	£299.00	£431.00	£566.00
9ct White Gold	£146.00	£232.00	£321.00	£467.00	£611.00
14ct Yellow Gold	£256.00	£417.00			
18ct Yellow or Red Gold	£323.00	£539.00	£762.00	£1,130.00	
18ct White Gold	£386.00	£650.00	£918.00	£1,365.00	
22ct Yellow Gold	£473.00	£677.00	£844.00	£1,416.00	
Platinum	£342.00	£573.00	£810.00	£1,434.00	

Prices calculated January 2023

B Ring *style guide*

D Shape

Curved on the outside and flat on the inside. A very traditional, comfortable choice.



Court

Curved on the outside and the inside. An elegant option famously used as the 'one ring' in The Lord of the Rings films.



Halo

Fully round and quite contemporary. Works in sizes up to 2.5mm - after that it gets a little bulky.



Flat

Contemporary and low profile. The edges can be softened for a comfortable fit.



Reverse D Shape

Flat on the outside but curved on the inside. A chunkier flat style that's surprisingly comfortable.

Optional *Extras*



Stone Setting

Stone settings can be added to the rings, from £10 per stone.


A selection of stones can be ordered into the workshop for you to choose from on the day of your class.

Engraving

Your rings can be engraved after you've made them with your wedding dates or a message of your choice.

Adding wedding dates to a ring costs £30 for a single ring or £50 for a pair.

Charges for longer messages or external patterns are calculated individually.






How to find *the workshop*

The workshop is based in
Carbon Gallery at:

3 Higher Market Street
Penryn, Cornwall
TR10 8ED



Still got questions?

It's a lot to take in, isn't it?

If there's anything else you'd like to know or
you want to book an appointment just get
in touch and Becca will be happy to help.

The workshop phone number is:

01326 374659

or you can email:

becca@beccawilliams.co.uk

BECCA WILLIAMS

JEWELLER • GOLDSMITH

Workshop Terms & Conditions

1. Wedding Ring Making Workshops are offered as set out on the Website and are at the Studio unless stated otherwise.
2. Booking a Wedding Ring Making Workshop is by the Client contacting by emailing or calling Becca Williams. They will then have a consultation to discuss what the Workshop involves, requirements, Charge and potential material costs and dates. The Client can see examples at the Studio.
3. If the Client wishes to book when they have chosen their materials and design, they will be sent an invoice for the Charge and the materials, any extras (e.g., engraving) and the date agreed for the Workshop. The Client will be asked for a deposit towards the Invoice.
4. The invoice will be based upon the current prices for the materials. If the invoice is not paid on the date of issue the prices can increase if the purchase price of the materials increases. Once the deposit is paid the materials will be purchased.
5. The balance of the Invoice is payable after the Workshop and when the Jewellery is made.
6. If the Client changes their mind about the materials and design after the initial invoice is submitted, then this may incur extra costs and a higher deposit payable before the Workshop.
7. Instructions for the Workshop will be issued before the date of the Workshop.
8. The Client must follow instructions and act safely at the Workshop and respect the rights and safety of the other attendees.
9. The Workshops will involve the use of various potentially dangerous tools including a sawing blade, blow torch, hammer, rotary polisher. Instructions will be given, and the Client must listen, ask any necessary questions until they fully understand and then follow those instructions to respect the health and safety of themselves and anyone else present.
10. The Client will indemnify Becca Williams against all claims, demands and damages arising from the Client's attendance at the Workshop.
11. If the Client is unable to attend a Workshop a minimum of seven days' notice should be given. The date of the Workshop can be rearranged but not cancelled as the materials will have been purchased.
12. If Becca Williams are unable to take a Workshop due to events beyond her control, then an alternative date will be arranged. If the Client is unable to attend such date the Charge paid will be refunded. Becca Williams is not responsible for any additional costs or expenses incurred by the Client should Becca Williams have to cancel a Workshop due to events beyond her control.
13. The Client must not attend any Workshop if they have any illness that could be transmitted or have symptoms of a cold or covid. Attendance can usually be rearranged at a suitable Workshop at a later date.
14. No one attending any Workshop must be under 18 years of age. The Client must produce ID confirming their date of birth if requested to do so by Becca Williams. Anyone under 25 years of age must come to the Workshop prepared to produce such ID. Becca Williams is not insured for attendees under 18 years of age. Any attendee under eighteen years and their legal guardian must indemnify Becca Williams arising from an issue that arise at the Workshop because of the lack of insurance.